

Model 7777 ADA Compliant



Exterior View Model 7777

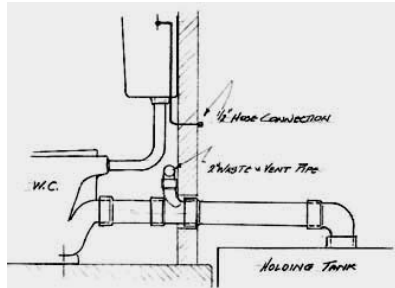


Interior View of Model 7777

Dimensions: 7' x 7' x 7' 6"

**TOILETS.COM INC. FEATURING PORTA JOHN® BRAND PRODUCTS PH. 800-521-6310 (US)
PH. 1-586-739-4611 (INT'L) E-MAIL: INFO@TOILETS.COM™ WEB PAGE: WWW.TOILETS.COM™**

Rear View of the Model 7777 ADA Compliant – Unisex Lavatory Building



How it Works



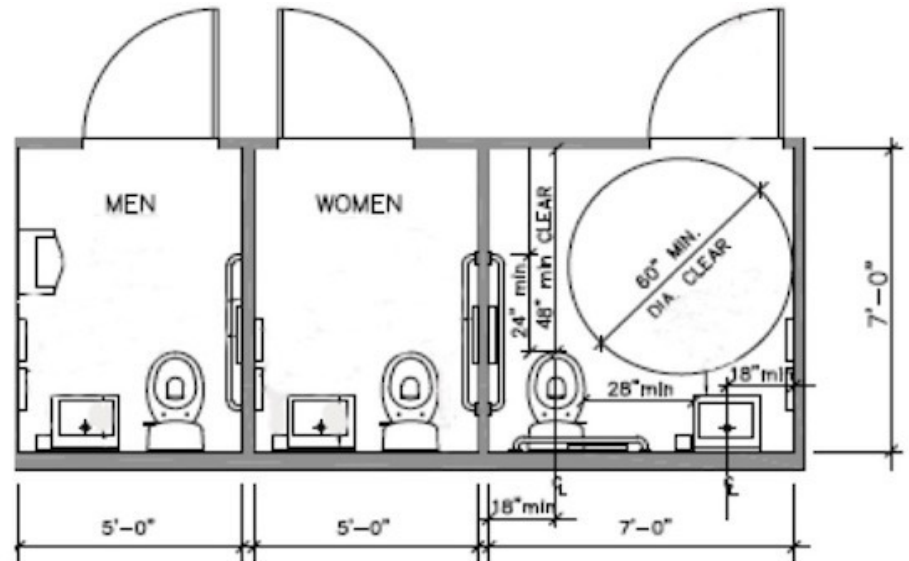
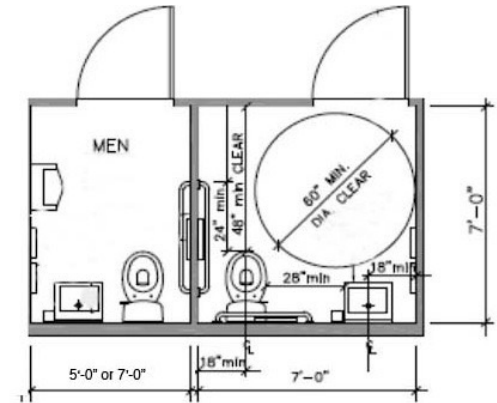
Steel Frame with Tine Ports
has the Structural Integrity
for Permanent or Portable
Applications

Plumb It - Level it – Use It



Single Stall Combination
ADA – Unisex – Women’s
Lavatory Building

Multiple Stall Combination
ADA – Unisex – Women’s &
Men’s Lavatory Buildings



**TOILETS.COM INC. FEATURING PORTA JOHN® BRAND PRODUCTS PH. 800-521-6310 (US)
PH. 1-586-739-4611 (INT’L) E-MAIL: INFO@TOILETS.COM™ WEB PAGE: WWW.TOILETS.COM™**

Ground Level Single and Multiple Stall Lavatory Building

Ceramic Fixtures – 9 Second Shut Off Water Faucet – Mixer Water Faucet (Included with Hot Water) – Electricity – Exhaust Fan – Safety Light – Smoke Detector – Automatic Paper Towel Dispenser – 9” Toilet Paper Dispenser – Foaming Hand Soap Dispenser - Vinyl Flooring – Treated Wood Runners – Clothes Hooks – Inside Privacy Lock – Outside Keyed Door Lock – 1” Walls – Stall Dimensions: 5’ x 7’ to 7’ x 7’ - Studor Valve – Light Switch for Safety Light and Exhaust Fan – Mirror – Wastebasket – Encapsulated Wall Edges - Consumables – 36” Door - 4” Steel Frame with Tine Ports

Options:

300 Gallon (1200 Liter) Holding and/or Water Tank - Waterless Urinal - Water Pressure Pump – Cold Weather Package – Baseboard Heater – Air Conditioning

**TOILETS.COM INC. FEATURING PORTA JOHN® BRAND PRODUCTS PH. 800-521-6310 (US)
PH. 1-586-739-4611 (INT’L) E-MAIL: INFO@TOILETS.COM™ WEB PAGE: WWW.TOILETS.COM™**